

## Dangote Cement, Mobil, Others Lift NSE All Share Index by 0.86%

The equities market closed the day's trading session in green zone as NSE All Share Index and Market Capitalisation appreciated by 0.86% to close at 40,846.24 and ₦14.75 trillion respectively. The Year-to-Date (YtD) and the Quarter-to-Date (QtD) returns stand at 6.75% and -1.59%, while the Month-to-Date (MtD) and Week to Date-to-Date returns stand at -1.59% and 0.01% respectively

**NSE Sector Indices:** Of all the Industries on the NSE within our coverage, 4 sectors advanced in points, 2 sectors declined while others remained flat. The NSE sector indices that advanced in points were NSE PREMIUM (+1.59%), NSE OIL AND GAS (+0.75%), NSE 30 (+0.68%) and NSE CONSUMER GOODS (+0.67%) while the sectors that declined in points were NSE BANKING (-0.31%) and NSE INSURANCE (-0.68%).

The market breadth (gainers/losers) of 1.42x for the day indicates that the number of buyers outpaced the number of sellers in the market today. At the end of the day's trading, 27 stocks advanced as 19 stocks declines; LEARNAFRCA (+9.43%), UNITYBNK (+8.70%) and MOBIL (+7.56%) led the gainers chart while CILEASING (-9.40%), REDSTAREX (-5.00%) and BETAGLAS (-4.95%) led the losers chart for the day

The day's trading activities by volume was led by ZENITHBANK (100.63million), SKYEBANK (43.02million) and ACCESS (23.95million) while the activities by value was led by ZENITHBANK (₦2.65billion), GUARANTY (₦0.91billion) and ACCESS (₦0.28billion).

**Outlook:** Equities Market continues in an upward trend as NSE ASI appreciated by 0.86%. A market breadth (1.42x) of today's activity (vs. 0.62x in last trading day) shows that bulls prevail over the market today and they were able to move equities market up to the green zone.

Going forward, we expect the first quarter results of 2018 from different listed companies to determine the movement of the market.

### TOP GAINERS

	Stock	Previous Close	Today's Close	Change (₦)	%Change
1	LEARNAFRCA	1.06	1.16	0.10	↑ 9.43
2	UNITYBNK	0.92	1.00	0.08	↑ 8.70
3	MOBIL	178.50	192.00	13.50	↑ 7.56
4	JAPAUOIL	0.53	0.57	0.04	↑ 7.55
5	HONYFLOUR	2.44	2.56	0.12	↑ 4.92
6	AFRIPRUD	4.08	4.28	0.20	↑ 4.90
7	INTBREW	51.50	54.00	2.50	↑ 4.85
8	JAIZBANK	0.62	0.65	0.03	↑ 4.84
9	STERLNBANK	1.68	1.76	0.08	↑ 4.76
10	SKYEBANK	0.65	0.68	0.03	↑ 4.62

### TOP LOSERS

	Stock	Previous Close	Today's Close	Change (₦)	%Change
1	CILEASING	1.49	1.35	-0.14	↓ -9.40
2	REDSTAREX	6.00	5.70	-0.30	↓ -5.00
3	BETAGLAS	75.70	71.95	-3.75	↓ -4.95
4	REGALINS	0.28	0.27	-0.01	↓ -3.57
5	UCAP	3.40	3.29	-0.11	↓ -3.24
6	CONTINSURE	1.86	1.80	-0.06	↓ -3.23
7	UBN	6.65	6.45	-0.20	↓ -3.01
8	HMARKINS	0.34	0.33	-0.01	↓ -2.94
9	FO	38.60	37.50	-1.10	↓ -2.85
10	NEM	2.57	2.50	-0.07	↓ -2.72

NSE MARKET DAILY STATISTICS				
	Today	Previous		% Change
NSE All Share Index (NSEASI)	40,846.24	40,499.04	↑	0.86%
Market Cap. (₦ 'trn)	14.75	14.63	↑	0.86%
Transaction Volume (million)	367.22	388.28	↓	-5.42%
Market Turnover (₦ 'million)	5,328.24	4,208.93	↑	26.59%
Number of Deals	4,462	4,222	↑	5.68%

Source: Nigerian Stock Exchange (NSE) / PAC Research

NSE SECTOR INDICES				
	Today	Previous	% Change	YtD(%)
NSE 30	1,837.22	1,824.85	↑ 0.68%	13.78%
NSE Banking 10	499.94	501.47	↓ -0.31%	21.28%
NSE Oil&Gas 5	339.79	337.25	↑ 0.75%	10.36%
NSE Insurance 10	151.13	152.16	↓ -0.68%	11.29%
NSE Consumer Goods 10	971.26	964.80	↑ 0.67%	7.29%
NSE Premium Index	2,935.98	2,889.96	↑ 1.59%	16.53%

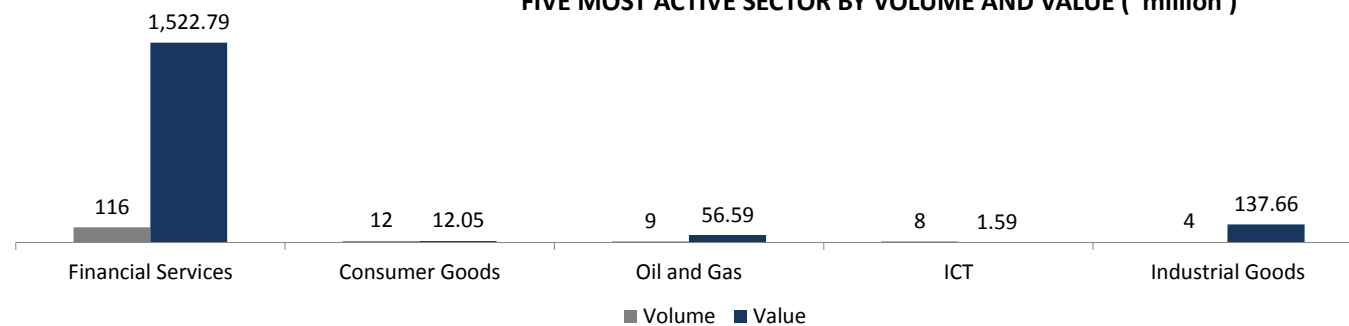
Source: Nigerian Stock Exchange (NSE) / PAC Research

10 TOP LOSER STOCKS YEAR TO DATE			BEST 10 STOCKS YEAR TO DATE		
1	FTNCOCOA	-60.00%	1	CAVERTON	124.81%
2	UNIC	-60.00%	2	CCNN	94.74%
3	MULTIVERSE	-60.00%	3	UNITYBNK	81.82%
4	SOVRENINS	-60.00%	4	NPFMCRFBK	61.60%
5	COURTVILLE	-56.00%	5	NEM	58.23%
6	AFRINSURE	-54.00%	6	FIDSON	56.33%
7	UNITYKAP	-52.00%	7	STERLNBANK	55.75%
8	REGALINS	-46.00%	8	WEMABANK	54.00%
9	EQUITYASUR	-40.00%	9	FCMB	48.73%
10	ROYALEX	-38.00%	10	ETERNA	40.85%

COMPANY	TURNOVER (₦'B)	CURRENT PAT (₦'B)	PREVIOUS PAT (₦'B)	PERIOD
DANGOTE CEMENT PLC	805.582	204.248	142.858	FY 2017
ACCESS BANK PLC	459.076	61.991	71.439	FY 2017
ECOBANK TRANS. INC.	763.634	69.993	-52.601	FY 2017
ZENITH BANK PLC	745.190	177.933	129.652	FY 2017
NIGERIAN BREWERIES	344.562	33.049	28.417	FY 2017

Source: Nigerian Stock Exchange (NSE) / PAC Research

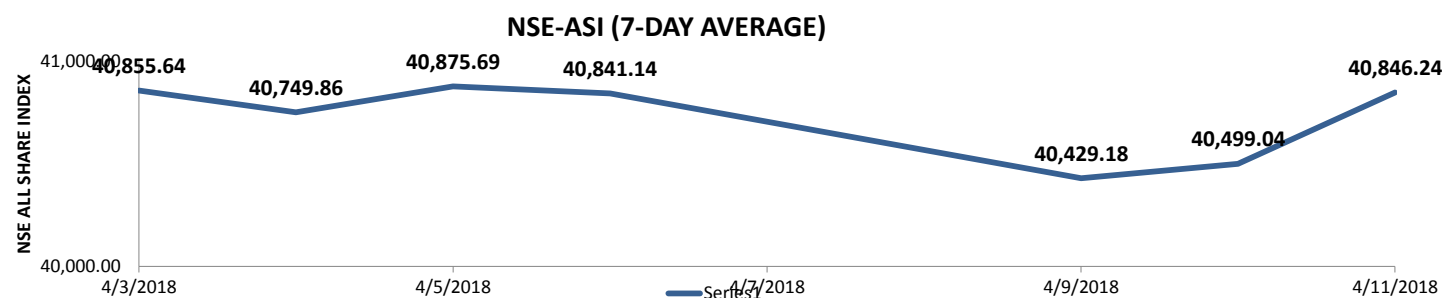
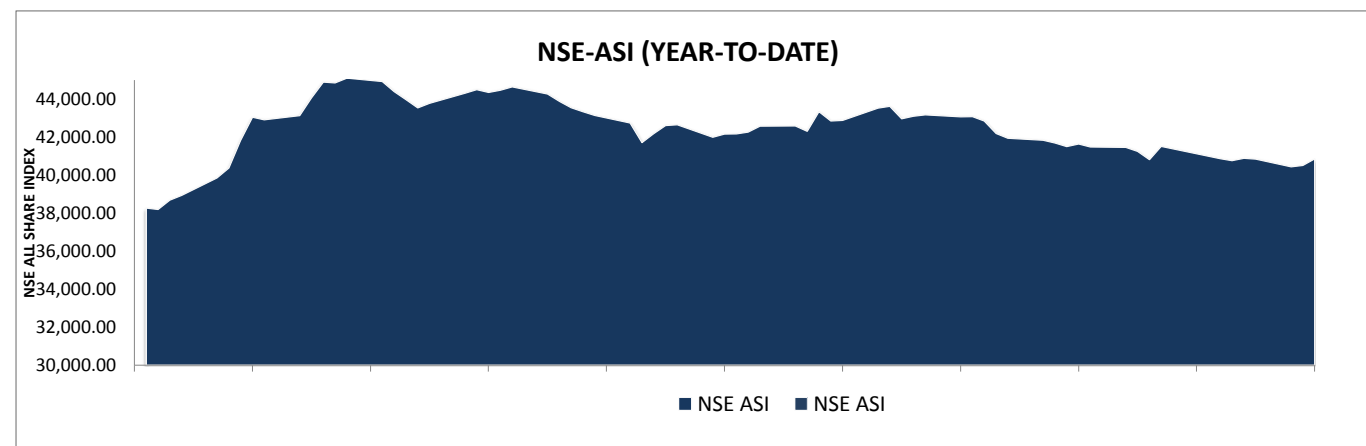
FIVE MOST ACTIVE SECTOR BY VOLUME AND VALUE ('million')



NSE RETURN HISTORY		
Day Change	↑	0.86%
Week-to-Date	↑	0.01%
Month-to-Date	↓	-1.59%
Quarter-to-Date	↓	-1.59%
Year-to-Date	↑	6.75%

TOP TRADED STOCKS BY VOLUME		TOP TRADED STOCKS BY VALUE	
STOCK	VOLUME	STOCK	VALUE (₦)
ZENITHBANK	100,626,979	ZENITHBANK	2,648,093,770.15
SKYBANK	43,022,997	GUARANTY	908,697,860.10
ACCESS	23,947,594	ACCESS	283,202,158.30
GUARANTY	21,139,664	UBA	215,629,853.70
UBA	19,755,017	FBNH	198,174,075.45

Source: Nigerian Stock Exchange (NSE) / PAC Research



## FIXED INCOME REPORT

### Treasury Bills Market:

In the treasury bills markets, the average yield increase by 4bps as it closed at 14.19% today (vs. 14.15% average market yield of last trading session). At the end of the trading session today, the 05-Jul-18, 04-Oct-18 and 04-Apr-19 bills closed at 12.89% (0.00%), 14.26% (0.00%), and 15.41% (0.11%) respectively.

### FGN Bond Market:

In the bond market, the average market yield decrease by an average of 4bps as it closed at 13.30% as against 13.66% of the previous session. The result for the 30-May-18, 22-Mar-19, 12-Apr-2019, 17-May-19, 14-06-2019, 29-Jun-19, 12-Jul-19, 16-Aug-19, 20-Sep-19, 18-Oct-19, 23-Oct-19, 15-Nov-19, 13-Dec-19, 17-Jan-20, 13-Feb-20, 14-Feb-20, 12-Apr-20, 17-May-20, 14-Jun-20, 12-Jul-20, 16-Aug-20, 20-Sep-20, 18-Oct-20, 15-Nov-20, 13-Dec-20, 17-Jan-21, 14-Feb-21, 15-Jul-21, 27-Jan-22, 22-Dec-22, 14-Mar-24, 23-Mar-25, 22-Jan-26, 17-Mar-27, 23-Feb-28, 28-Nov-28, 22-May-29, 20-Nov-29, 23-Jul-30 and 18-Jul-34 bonds traded are 13.11% (0.30%), 14.66% (0.00%), 14.76% (0.07%), 14.50% (0.02%), 14.31% (0.00%), 13.47% (-0.27%), 14.10% (-0.04%), 13.86% (-0.07%), 13.46% (-0.12%), 13.46% (-0.13%), 13.46% (-0.12%), 13.46% (-0.09%), 13.45% (-0.07%), 13.44% (-0.01%), 13.45% (-0.05%), 13.45% (0.00%), 13.45% (-0.01%), 13.46% (0.00%), 13.46% (0.00%), 13.46% (0.00%), 13.46% (-0.01%), 13.47% (0.00%), 13.47% (0.00%), 13.47% (0.00%), 13.47% (-0.01%), 13.42% (-0.15%), 13.50% (0.00%), 13.51% (-0.02%), 13.52% (-0.04%), 13.56% (-0.08%), 13.59% (-0.11%), 13.68% (0.04%), 13.59% (-0.10%), 13.59% (-0.10%), 13.58% (-0.11%), 13.58% (-0.11%), 13.58% (-0.10%) and 13.58% (-0.09%) respectively.

### Foreign Exchange Market:

At the FX Market (CBN Official Window), Naira remain unchanged, closing at ₦305.55/\$ today compared to the ₦305.55/\$ it traded in the previous trading session. On Investors and Exporters Window, Naira depreciated by 57 kobo against dollar as it closed at ₦359.81/\$ today (vs. ₦360.38/\$ it closed in the previous trading session).

### Money Market:

In the Money Market today, the REPO rate increased by an average of 33bps to tighten liquidity. At the end of the trading session, the call, 1M, 2M, 3M rate closed at 2.50% (-0.50%), 7.63% (0.30%), 8.13% (0.50%) and 9.00% (1.00%) respectively. However, Open-Buy-Back (OBB) and Overnight (O/N) rate decreased by an average of 32 bps, closing at 2.67% and 3.00% respectively.

EXCHANGES				
AFRICA	11-Apr-18	VALUE Δ	10-Apr-18	% CHANGE
NSE	40,846.24	347.20	40,499.04	0.86%
BOTSWANA	1,373.75	-36.16	1,409.91	-2.56%
GHANA SE	3,407.53	6.75	3,400.78	0.20%
JSE	56,292.21	-455.03	56,747.24	-0.80%
RWANDA S	133.11	0.00	133.11	0.00%
UGANDA SE	2,263.83	0.00	2,263.83	0.00%
GLOBAL		VALUE Δ		% CHANGE
DOW JONES	24261.84	-146.16	24408.00	-0.60%
FTSE 100	7261.27	-5.48	7266.75	-0.08%
DAX	12314.40	-82.92	12397.32	-0.67%
NIKKEI 225	21687.10	-107.22	21794.32	-0.49%
S&P 500	2654.28	-2.59	2656.87	-0.10%

Source: Bloomberg / PAC Research as at 18.00 GMT

CURRENCY			
MAJOR CURRENCIES			
	CURRENCY/₦		CURRENCY/\$
USD	360.00	CFA FRANC	549.46
EUR	446.30	S.A RAND	12.00
GBP	512.10	GHANA CEDI	4.43
JPY	3.38	KENYAN SHILLING	101.00
AUD	279.89	RWANDA FRANC	853.53
ZAR	30.05	EGYPTIAN POUND	17.67

Source: Bloomberg / PAC Research as at 17.00 GMT

CBN MONETARY INSTRUMENTS RATES	
	11-Apr-18
MONETARY POLICY RATE (MPR)	14%
LIQUIDITY RATIO(LR)	30%
CASH RESERVE RATIO(CRR) - Private(Public)	22.50%
INFLATION RATE	14.33%

COMMODITIES			
ENERGY	TODAY'S PRICE	VALUE Δ	PREVIOUS PRICE
BRENT CRUDE	72.28	1.24	71.04
WTI CRUDE	66.71	1.20	65.51
GASOLINE	206.00	1.91	204.09
NATURAL GAS	2.69	0.03	2.66
METALS		VALUE Δ	
GOLD	1358.79	19.15	1339.64
SILVER	16.83	0.25	16.58
PLATINIUM	941.05	11.22	929.83
PALLADIUM	964.36	12.41	951.95
ALUMINIUM	2201.00	62.00	2139.00
COPPER	6945.00	115.00	6830.00
AGRICULTURE		VALUE Δ	
CORN	396.00	-1.75	397.75
WHEAT	505.00	-3.50	508.50
SOYBEANS	1065.75	5.50	1060.25
SUGAR	12.16	-0.03	12.19

COTTON	83.27	0.10	83.17
COCOA	2572.00	41.00	2531.00

## I BALANCED FUND

Investment takes different forms. In investing you need to consider a few basic things;

- a) What opportunities exist in the market
- b) How much capital to commit into investment.
- c) Transaction cost
- d) Skill and time to monitor the investment
- e) How to exit the investment

Many people often ask the question why a particular stock made more than 390% last year, and think 'if I had put my money in there my investment would have quadrupled'. While that is true, have you considered investing in some stock that delivers a negative return of about 65%? - That could be catastrophic. You wouldn't know on face value what stock would likely do well at the end of the day. This is why diversification is essential, so that as your portfolio risk is spread out.

It does not require a huge amount to build a well-diversified portfolio. One can benefit from portfolio diversification, professional management, competitive returns and broad investment opportunities simply by investing in a vehicle such as a Mutual Fund. Buying into a fund provides great benefit to investors with limited knowledge, time or money, while expanding the opportunities available to the investor.

A Balanced Fund is a type of collective investment scheme that invests in multiple asset classes giving you an opportunity to benefit from a broader range of investment securities. Let me introduce PACAM Balanced Fund sponsored by the PAC Asset Management LTD.

The PACAM Fund is an Open-ended Balanced Fund that will be invested in a mix of instruments across four asset classes and target locations are as follow ; Equity (up to 40%), Bonds (up to 15%), Money Market (up to 15%) and Real Estate (up to 30%.) The Fund seeks to achieve an efficient balance between capital appreciation and income for investors with modest risk appetite.

**Unit Of Sale:** Minimum of 50,000 units and multiples of 10,000 units thereafter.

**Offer Price:** N1:00 per unit

### **How to subscribe:**

Visit [www.pacassetmanagement.com/mutualfunds](http://www.pacassetmanagement.com/mutualfunds) download the application form, complete it and make payment at any branch of Access or Unity Bank to the following account numbers

**Access Bank: 0694495528**

**Unity Bank: 0024075950**

Please scan completed application form and payment evidence to [info@pacassetmanagement.com](mailto:info@pacassetmanagement.com)

**Redemption:** You can redeem your money within 5 working days after the relevant documents have been submitted to the fund manager, but any redemption within 90 days from the date you subscribed for units will attract a fee in an amount equal to 10% of the positive total return of the units being redeemed on the day of redemption.

**Reinvestment Option:** Investors may either elect to receive dividend payments or, reinvestment of such dividends.

**Dividend Payment:** Dividend as declared, shall be distributed electronically within 7 working days after SEC approval of the funds financial results.

To know more, please contact **Dele** on **01 271 8632**.

## EARNINGS UPDATES

**DANGOTE CEMENT PLC(FINALDIVIDEND)**

**Proposed Dividend:** 10.50 Naira per share  
**Proposed Bonus:** NA  
**Closure Date:** 16th April, 2018  
**Qualification Date:** 13th April, 2018  
**AGM Date:** 20th June, 2018  
**Payment Date:** 21st June, 2018  
**AGM Venue:** Civic Centre Victoria Island Lagos.

**GUARANTY TRUST BANK PLC(FINALDIVIDEND)**

**Proposed Dividend:** 240 kobo per share  
**Proposed Bonus:** NA  
**Closure Date:** 28 March, 2018  
**Qualification Date:** 27 March, 2018  
**AGM Date:** 10th April, 2018  
**Payment Date:** 10th April, 2018  
**AGM Venue:** Oriental Hotel, 3, Lekki Road, V.I, Lagos

**ZENITH BANK PLC(FINALDIVIDEND)**

**Proposed Dividend:** 245 kobo per share  
**Proposed Bonus:** NA  
**Closure Date:** 4th - 9th April, 2018  
**Qualification Date:** N/A  
**AGM Date:** 13th April, 2018  
**Payment Date:** 13th April, 2018  
**AGM Venue:** Shehu Musa Yar' Adua Centre Abuja, 1,  
Memorial Drive (Opp. Sheraton Hotel and Towers) Abuja

**ACCESS BANK (FINALDIVIDEND)**

**Proposed Dividend:** 40 kobo per share  
**Proposed Bonus:** NA  
**Closure Date:** 18 April, 2018  
**Qualification Date:** 12 April, 2018  
**AGM Date:** NA  
**Payment Date:** 25th April, 2018  
**AGM Venue:**

8A, Elsie Femi Pearse, Adeola Odeku  
Victoria Island, Lagos.  
Tel: 234 (0) 1 2716899, 2718630  
Website: [www.panafricancapitalplc.com](http://www.panafricancapitalplc.com)  
Email: [info@panafricancapitalplc.com](mailto:info@panafricancapitalplc.com)

For further enquiries, please call **Charles Okonkwo on +2348036824312** or **Victor Medayedu on +2348137010870**

**Disclaimer**

The information, opinions and recommendations contained herein are and must be construed solely as statements of opinion and not statements of fact. No warranty, express or implied, as to the accuracy, timeliness, completeness, merchantability or fitness for any particular purpose of any such recommendation or information is given or made by **PanAfrican Capital** in any form or manner whatsoever. Each recommendation or opinion must be weighed solely as one factor in any investment or other decision made by or on behalf of any user of the information contained herein and such user must accordingly make its own study and evaluation of each strategy / security that it may consider purchasing, holding or selling and should appoint its own investment or financial or other advisors to assist the user in reaching any decision. **PanAfrican Capital** will accept no responsibility of any nature in respect of any statement, opinion, recommendation or information contained in this document.